



Body Size

1/4"

1000 bar

# HP1000-Series



## Technical Description

The Tema high pressure coupling was specially developed for use in industrial machinery, salvage devices and testing equipment. This series is galvanised and produced in steel. The plug part and the sleeve are hardened and galvanised in steel. The coupling can be supplied either with or without safety lock.

## Advantages

- High flow as a result of optimised valve design.
- Additional plug sealing via polymer valve casing, to guarantee high reliability seals even with second-hand plugs.
- Tema high pressure couplings are supplied with dust caps inclusive!

## Seals

Coupling: bonded seal washer  
Plug: bonded seal or innercone

## Working Pressure

1000 bar

## Working Temperature

-30°C up to +100°C (NBR) depending on the medium. Special seals are available on request (see page 6).

## Available Valves

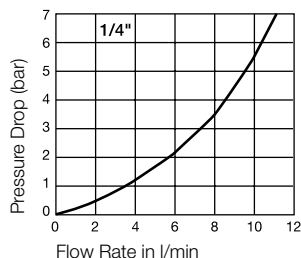


## Applications Area



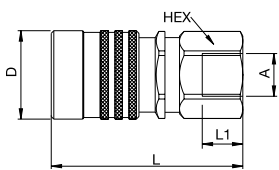
Material Coupling	Standard
Coupling Body	Steel, zinc plated, passivated, sealed
Sleeve	Steel, hardened, zinc plated, passivated, sealed
Valve	Steel, zinc plated, passivated, sealed
Springs	AISI 302
Locking Balls	AISI 420 C
Seals	NBR
Inner Sleeve	POM
Plug	Standard
Plug Body	Steel, hardened, zinc plated, passivated, sealed
Valve	Steel, zinc plated, passivated, sealed
Springs	AISI 302
Seals	NBR
Valve Retainer	Steel, zinc plated, passivated

## Flow Capacity with Oil with Viscosity of 32cSt at 40°C as per ISO 7241/2-2000



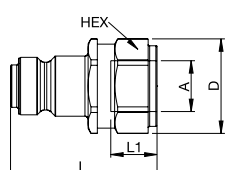
## Couplings

## HP1000-Series

	Conne- ction A	Hex mm	L mm	L1 mm	D mm	Safety Locking	Work. Pressure connect. in bar	Work. Pressure disconnect. in bar	Burst. Pressure connect. in bar	Part Number
 <p>Female Thread</p>	G 1/4	24	59	12	27	without	1000	1000	>3000	HP10104131
	G 1/4	24	59	12	27	with	1000	1000	>3000	HP10104132
	1/4"-18 NPTF	24	59	12	27	without	1000	1000	>3000	HP10105131
	1/4"-18 NPTF	24	59	12	27	with	1000	1000	>3000	HP10105132
	G 3/8	24	59	12	27	without	1000	1000	>3000	HP10104171
	G 3/8	24	59	12	27	with	1000	1000	>3000	HP10104172
	3/8"-18 NPTF	24	59	13	27	without	1000	1000	>3000	HP10105171
	3/8"-18 NPTF	24	59	13	27	with	1000	1000	>3000	HP10105172

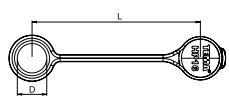
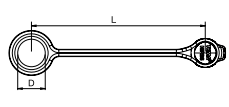
## Plugs

## HP1000-Series

	Conne- ction A	Hex mm	L mm	L1 mm	D mm	Safety Locking	Work. Pressure connect. in bar	Work. Pressure disconnect. in bar	Burst. Pressure connect. in bar	Part Number
 <p>Female Thread</p>	G 1/4	22	37	12	24,5		1000	1000	>3000	HP1020413
	1/4"-18 NPTF	22	37	12	24,5		1000	1000	>3000	HP1020513
	G 3/8	24	37	12	24,5		1000	1000	>3000	HP1020417
	3/8"-18 NPTF	24	37	13	24,5		1000	1000	>3000	HP1020517

## Dust Protection

## HP1000-Series

	Version	L mm	D mm	Material	Color	Part Number
	for coupling	120	21	PVC	Blue	HP16
	for coupling	125		Aluminium	Red	HP16ARD
	for plug	120	19	PVC	Blue	HP26
	for plug	140		Aluminium	Red	HP26ARD